

Scaled data based on original data using  
LM-79-08 Approved Method: Electrical and Photometric Measurements of Solid-  
State Lighting Products

Test Report Prepared for  
Cooper Lighting Solutions  
(formerly Eaton)

Brand: STREETWORKS

Report Number: P653589

Luminaire Tested: **GLAN-SA9D-840-U-AFL-HSS**

Issue Date: 1/4/2021

**Test Information**

Test Method: LM-79-08  
Report Number: P653589  
TEST IS SCALED FROM IESNA LM-79-08 TEST DATA (G3-2011-042-25)  
Test Lab: INNOVATION CENTER  
Issue Date: 1/4/2021  
Manufacturer: COOPER LIGHTING SOLUTIONS (FORMERLY EATON)  
Product Line: STREETWORKS  
Catalog Number: GLAN-SA9D-840-U-AFL-HSS  
Description: GALLEON AREA AND ROADWAY LUMINAIRE  
(9) 80 CRI, 4000K, 1200mA LIGHTSQUARES WITH 16 LEDS EACH AND AUTOMOTIVE  
FRONTLINE OPTICS WITH HOUSE SIDE SHIELD  
Light Source: -  
Ballast/Driver: ELECTRONIC DRIVER

**Summary**

Lumens per Lamp: N/A  
Luminaire Lumens: 48323 lumens  
Efficiency: N/A  
Efficacy: 87.5 lumens/watt  
Luminous Opening: Rectangular (W 1.5' x L: 1.5' x H: 0')  
IES Classification: Type II - Short  
BUG Rating: B3 - U0 - G3

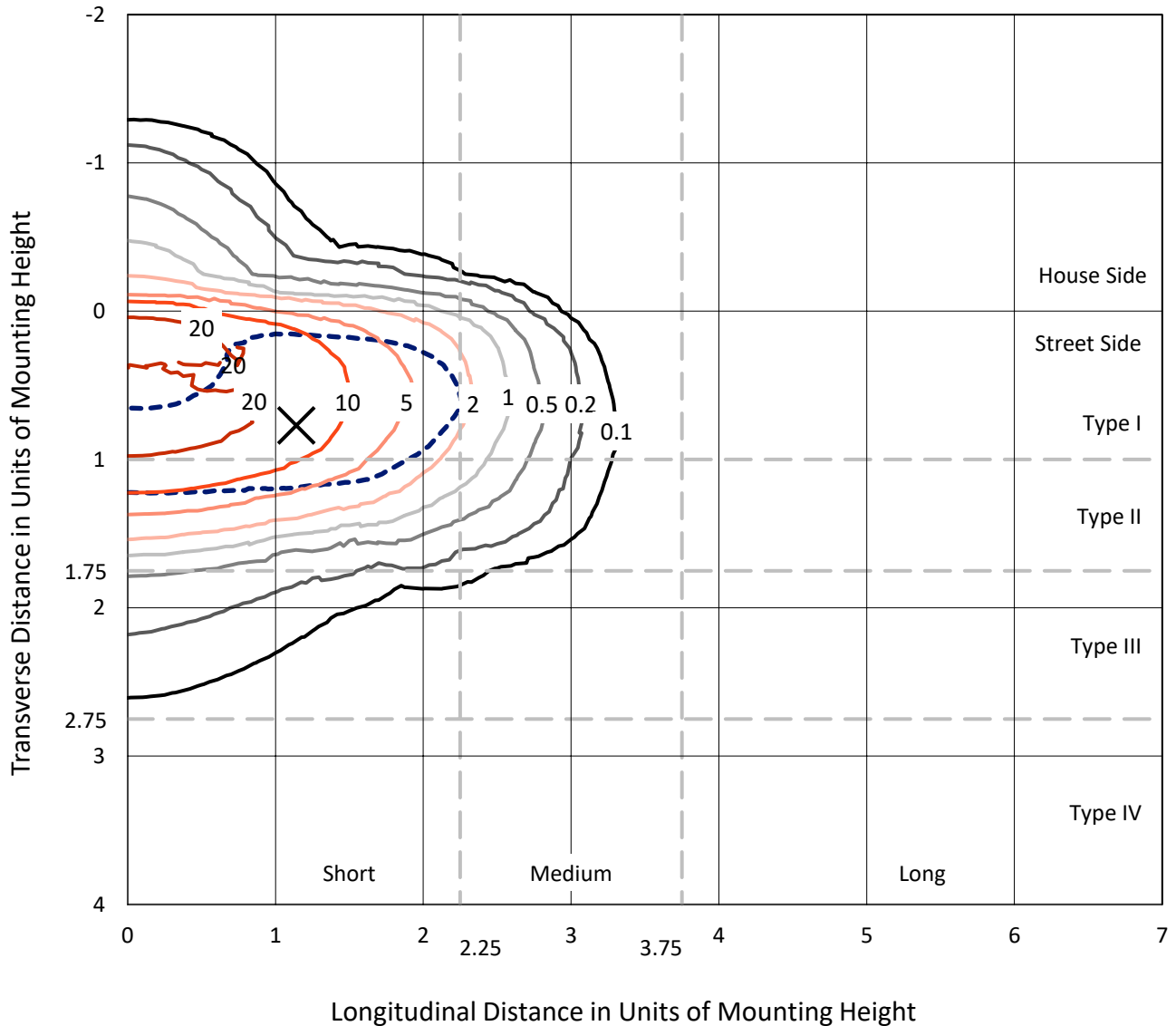
Input Watts (W): 552  
Input Voltage (V): NR  
Input Current (Ain): NR  
Voltage Rise (V): NR  
Power Factor: NR  
Total Harmonic Distortion (THDi): NR  
Frequency (hertz): 60  
Stabilization Time: NR  
Operation Time: NR  
Ambient Temperature (°C): NR  
Test Distance: 24 FT



REPORT NUMBER: P653589  
 CATALOG NUMBER: GLAN-SA9D-840-U-AFL-HSS

### Iso-Footcandle Lines of Horizontal Illumination

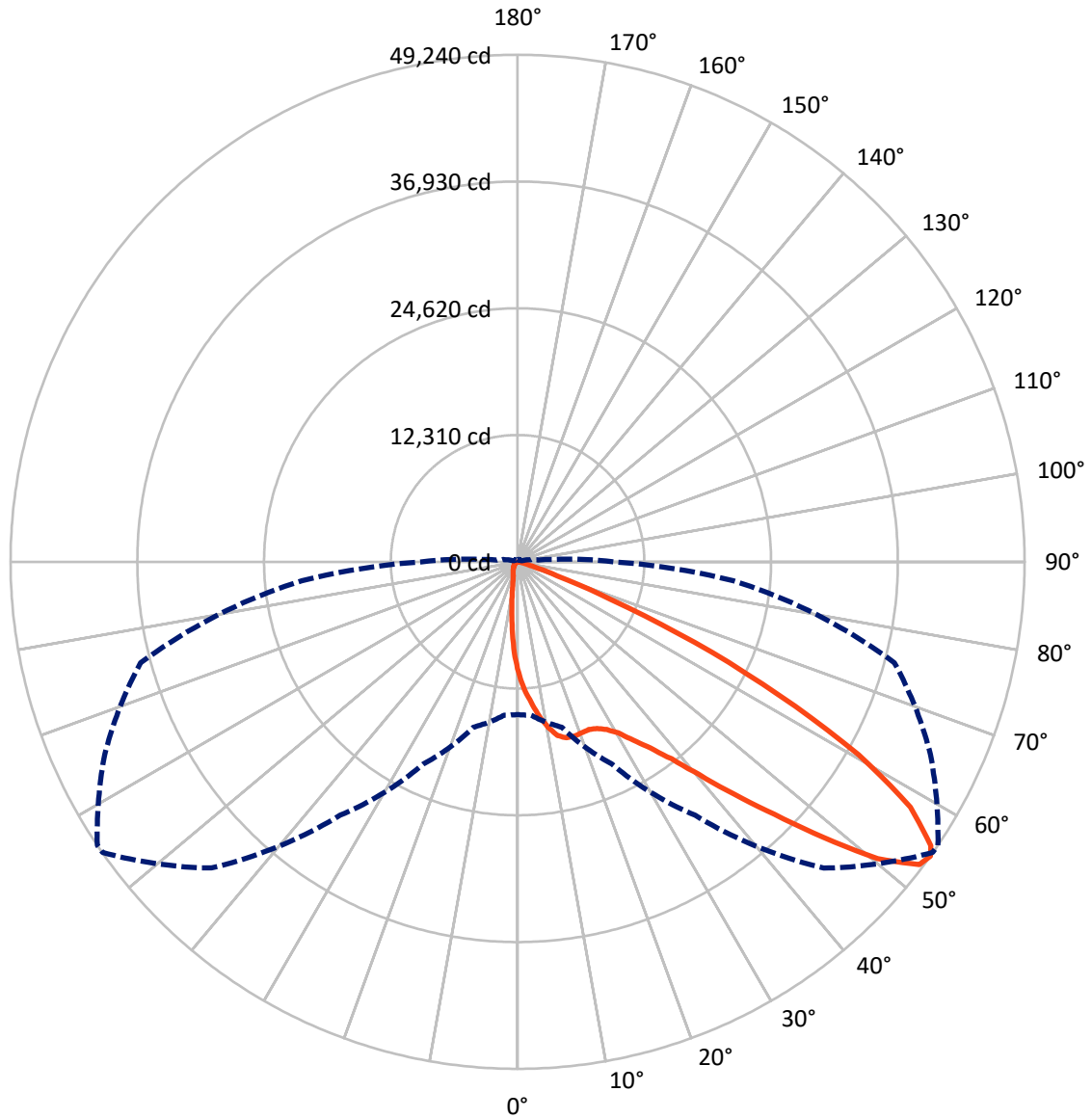
✕ Max cd  
 - - - 1/2 Max cd



Based on 25 foot mounting height. Maximum calculated value = 25.8 fc  
 Type II - Short - N/A

REPORT NUMBER: P653589  
CATALOG NUMBER: GLAN-SA9D-840-U-AFL-HSS

### Luminous Intensity Polar Plot



— Vertical Plane Through 56-Deg Lateral      - - - Horizontal Cone Through 54-Deg Vertical

REPORT NUMBER: P653589  
 CATALOG NUMBER: GLAN-SA9D-840-U-AFL-HSS

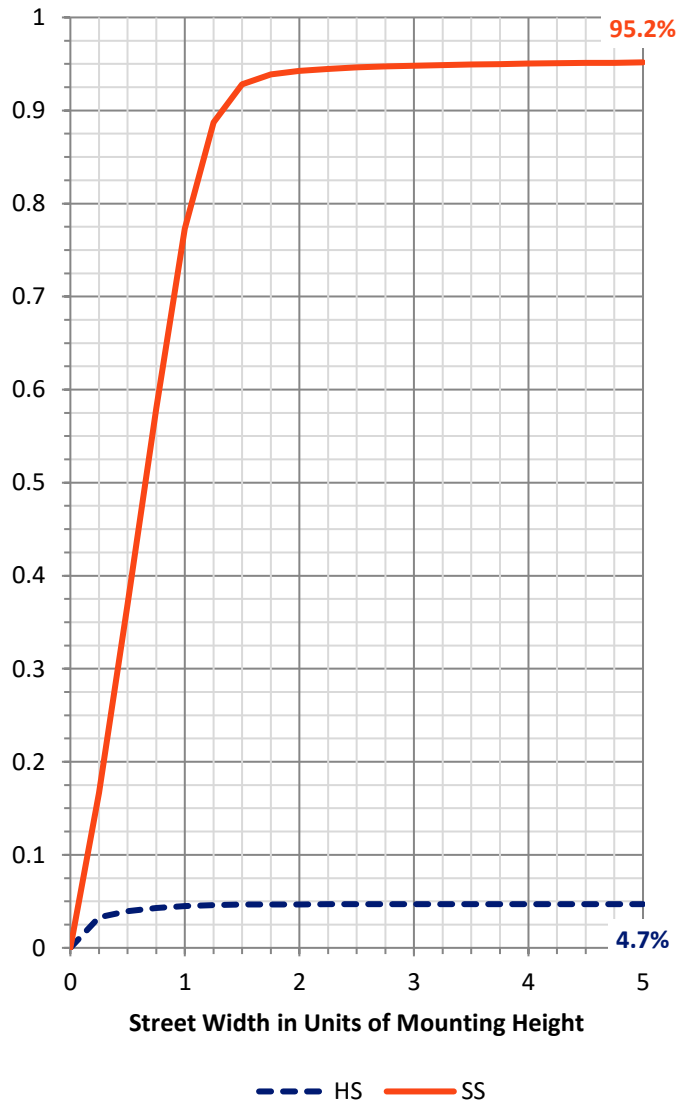
**FLUX DISTRIBUTION:**

		Downward	Upward	Total
<b>House Side</b>	Lumens	2285.1	0.0	2285.1
	% Fixture	4.7	0.0	4.7
<b>Street Side</b>	Lumens	46037.9	0.0	46037.9
	% Fixture	95.3	0.0	95.3
<b>Total</b>	Lumens	48323.0	0.0	48323.0
	% Fixture	100.0	0.0	100.0

**ZONAL LUMENS:**

Zone	Lumens	% Fixture
0°-10°	948.7	2.0
10°-20°	2564.7	5.3
20°-30°	4441.7	9.2
30°-40°	7667.1	15.9
40°-50°	13049.8	27.0
50°-60°	12914.4	26.7
60°-70°	5894.4	12.2
70°-80°	757.0	1.6
80°-90°	85.3	0.2
90°-100°	0.0	0.0
100°-110°	0.0	0.0
110°-120°	0.0	0.0
120°-130°	0.0	0.0
130°-140°	0.0	0.0
140°-150°	0.0	0.0
150°-160°	0.0	0.0
160°-170°	0.0	0.0
170°-180°	0.0	0.0
0°-90°	48323.0	100.0
0°-180°	48323.0	100.0

**Coefficient of Utilization**



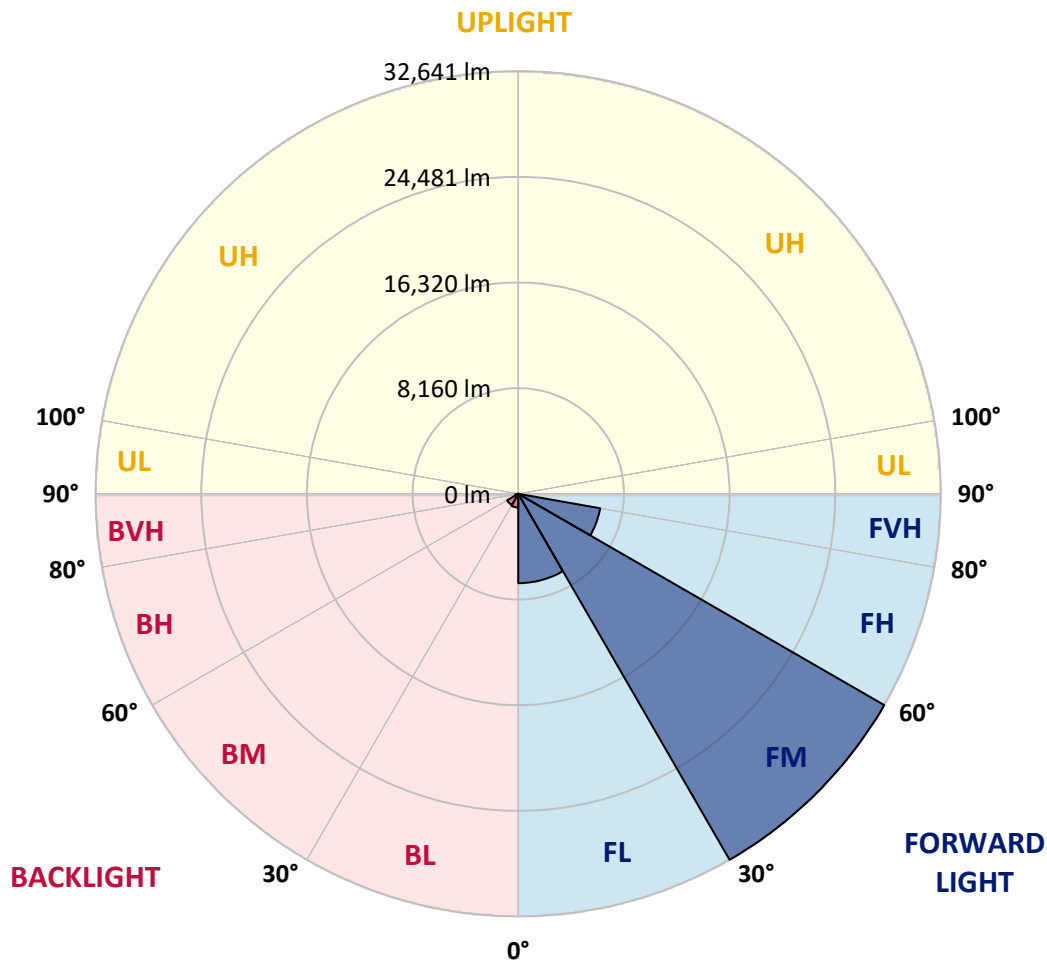
REPORT NUMBER: P653589  
 CATALOG NUMBER: GLAN-SA9D-840-U-AFL-HSS

**LUMINAIRE CLASSIFICATION SYSTEM LUMEN TABLE AND BUG RATING:**

Zone	Lumens	% Fixture	Zone Rating/Lumen Limit		
			B	U	G
FL (0°-30°)	6898.3	14.3			
FM (30°-60°)	32640.9	67.5			
FH (60°-80°)	6422.5	13.3			G3/7500
FVH (80°-90°)	76.2	0.2			G1/100
BL (0°-30°)	1056.8	2.2	B3/2500		
BM (30°-60°)	990.3	2.0	B1/1000		
BH (60°-80°)	228.8	0.5	B1/500		G1/500
BVH (80°-90°)	9.2	0.0			G0/10
UL (90°-100°)	0.0	0.0		U0/0	
UH (100°-180°)	0.0	0.0		U0/0	

**BUG Rating: B3-U0-G3**

Type II Short





REPORT NUMBER: P653589

CATALOG NUMBER: GLAN-SA9D-840-U-AFL-HSS

**CANDELA DISTRIBUTION (FULL):**

	0°	5°	15°	25°	35°	45°	55°	56°	65°	75°	85°
0°	10736.0	10736.0	10736.0	10736.0	10736.0	10736.0	10736.0	10736.0	10736.0	10736.0	10736.0
2.5°	13644.1	13549.6	13419.2	13318.1	13080.1	12737.8	12375.9	12375.9	12027.1	11541.3	11045.7
5°	15737.2	15675.2	15548.1	15287.3	15019.9	14540.7	13813.7	13686.5	13063.8	12183.6	11257.6
7.5°	16588.1	16617.5	16624.0	16555.5	16428.3	15955.6	15235.1	15147.1	14152.7	12972.5	11534.7
10°	15773.0	15916.5	16056.7	16340.4	16741.4	16855.5	16447.9	16356.6	15378.6	13771.3	11834.7
12.5°	14560.2	14638.5	14716.7	15163.4	15968.7	16891.3	17318.5	17315.2	16487.0	14566.8	12216.1
15°	13996.3	14064.7	14071.2	14270.1	14967.8	16311.0	17690.1	17739.0	17569.5	15548.1	12626.9
17.5°	14113.6	14169.0	14123.4	14172.3	14537.4	15672.0	17647.7	17810.7	18446.5	16490.3	12998.6
20°	14879.7	14987.4	14811.3	14674.4	14785.2	15502.5	17504.2	17732.5	19065.9	17409.7	13337.7
22.5°	16255.6	16314.2	16092.5	15717.6	15522.0	15857.8	17465.1	17690.1	19594.0	18162.8	13533.3
25°	17784.6	17765.0	17520.6	17100.0	16689.2	16575.1	17722.7	17924.8	20030.9	18840.9	13592.0
27.5°	19313.6	19372.4	18961.6	18439.9	17947.6	17651.0	18299.7	18449.7	20523.3	19613.6	13663.7
30°	21090.5	20996.0	20591.7	19995.1	19431.1	19017.0	19229.0	19271.3	21201.4	20637.4	13852.8
32.5°	23402.0	23141.2	22688.1	21644.7	21240.5	20539.6	20591.7	20643.9	22026.2	21651.3	14081.0
35°	26538.4	26525.4	25638.6	24233.4	23248.8	22378.3	22150.1	22192.5	23274.9	23157.5	14586.3
37.5°	30313.8	30365.9	29355.3	27940.3	26127.6	24745.2	24275.8	24282.3	25172.3	25237.6	15355.7
40°	33388.2	33525.1	32922.0	31966.7	30176.8	28015.3	27226.3	27154.5	27839.2	27757.7	16454.4
42.5°	34711.9	34839.0	35063.9	35396.5	34411.9	32628.5	30766.9	30864.7	31073.4	30502.8	17686.8
45°	34063.0	34265.2	35148.7	37202.6	38128.6	37528.7	35308.5	34966.1	34082.6	33486.0	18925.7
47.5°	31360.3	31852.6	33329.5	36749.5	39990.1	42018.0	40433.5	39980.4	37095.1	35663.8	19714.7
50°	26916.5	26945.9	29003.1	33375.1	39025.1	44851.2	45666.2	45327.2	39902.2	36886.4	20112.4
52.5°	19512.5	20154.8	22039.2	27102.4	34845.5	44420.9	49001.5	48861.3	42797.2	37512.4	20686.2
54°	14834.1	14958.0	16633.8	21657.8	30043.1	42057.1	49206.9	49239.5	44235.0	37890.6	21025.3
55°	12160.7	11864.1	13624.5	18449.7	26766.6	39967.3	48535.3	48691.7	44880.6	38086.2	21276.4
57.5°	5764.1	5767.4	7113.9	9731.8	16764.2	31034.2	44430.6	44984.8	44952.3	38422.0	22049.0
60°	2917.9	2937.4	3234.1	4492.6	8281.0	20630.8	36736.5	38056.8	41493.2	38470.9	22303.3
62.5°	2040.9	2018.1	1969.2	2161.5	3485.2	10484.9	27350.2	28497.8	35253.0	36609.3	21494.8
65°	1747.5	1698.6	1561.7	1532.3	1760.5	4176.4	17034.8	18906.2	26916.5	31699.4	19193.0
67.5°	1493.2	1473.6	1349.7	1274.8	1245.4	1819.3	8789.6	9774.2	18397.5	22785.9	14537.4
70°	1268.2	1258.5	1183.5	1088.9	1007.4	1088.9	3260.2	4039.4	10253.5	12268.3	6859.5
72.5°	1030.2	1040.0	1053.1	932.4	847.6	772.7	1392.1	1620.4	4290.4	4385.1	2399.5
75°	903.1	893.3	893.3	811.8	707.4	573.8	766.2	824.9	1313.9	1219.4	557.5
77.5°	635.7	612.9	717.3	668.3	590.1	407.5	436.9	463.0	544.5	466.3	260.8
80°	440.1	440.1	459.7	599.9	531.4	296.7	267.4	286.9	322.8	277.1	150.0
82.5°	247.8	254.3	299.9	319.5	309.7	198.9	176.0	179.3	215.2	189.1	94.5
85°	29.4	48.9	172.8	169.5	127.2	88.1	97.8	101.1	133.6	117.4	55.4
87.5°	3.3	6.6	35.8	45.7	32.6	35.8	35.8	35.8	45.7	52.1	39.1
90°	0.0	0.0	0.0	0.0	0.0	0.0	0.0	0.0	0.0	0.0	0.0



REPORT NUMBER: P653589

CATALOG NUMBER: GLAN-SA9D-840-U-AFL-HSS

**CANDELA DISTRIBUTION (continued):**

	90°	95°	105°	115°	125°	135°	145°	155°	165°	175°	180°
0°	10736.0	10736.0	10736.0	10736.0	10736.0	10736.0	10736.0	10736.0	10736.0	10736.0	10736.0
2.5°	10778.3	10530.6	9940.5	9255.8	8819.0	8108.2	7508.4	7074.7	6967.2	6758.5	6820.4
5°	10765.3	10250.2	9047.1	7775.7	6419.4	5408.7	4655.6	4062.3	3801.4	3628.7	3508.1
7.5°	10771.9	9966.6	8036.5	6011.9	4391.5	3400.4	2702.7	2340.8	2099.6	1998.6	2011.6
10°	10791.4	9647.0	6862.8	4453.5	2963.6	2197.4	1770.3	1597.5	1516.0	1503.0	1499.7
12.5°	10837.0	9298.2	5741.3	3305.9	2073.5	1597.5	1434.5	1375.8	1349.7	1349.7	1340.0
15°	10886.0	8913.5	4808.8	2458.2	1597.5	1372.6	1297.6	1268.2	1251.9	1251.9	1248.6
17.5°	10886.0	8470.1	3938.4	1907.2	1375.8	1261.8	1203.1	1163.9	1150.8	1150.8	1147.6
20°	10817.5	7955.0	3165.7	1535.6	1248.6	1157.4	1098.7	1056.3	1040.0	1033.5	1030.2
22.5°	10579.5	7267.1	2520.1	1320.4	1144.3	1066.1	991.1	942.2	929.1	922.7	925.9
25°	10155.7	6491.2	1995.3	1160.7	1049.8	955.3	890.0	854.2	841.2	841.2	844.4
27.5°	9718.8	5679.4	1581.2	1040.0	935.7	850.9	798.8	775.9	772.7	782.5	785.7
30°	9314.5	4864.3	1281.3	942.2	834.6	762.9	727.0	720.5	720.5	723.8	727.0
32.5°	8864.6	4150.3	1072.6	857.5	753.1	691.1	671.6	671.6	678.1	678.1	684.7
35°	8581.0	3537.3	942.2	775.9	691.1	639.0	626.0	629.2	639.0	652.0	658.6
37.5°	8427.7	3048.3	857.5	710.7	632.5	596.6	583.6	590.1	612.9	635.7	639.0
40°	8440.8	2679.9	788.9	655.3	586.8	547.7	537.9	557.5	580.3	603.2	606.4
42.5°	8584.3	2406.1	723.8	590.1	547.7	492.3	489.0	508.6	518.4	541.2	544.5
45°	8753.7	2207.2	655.3	521.7	476.0	427.1	430.3	446.7	459.7	495.5	502.1
47.5°	8805.9	2070.3	577.1	443.4	391.2	374.9	378.2	388.0	414.0	446.7	449.9
50°	8864.6	1985.5	502.1	374.9	332.5	329.3	332.5	339.1	355.4	368.4	365.2
52.5°	9115.7	1982.2	440.1	326.1	283.7	290.1	293.4	290.1	277.1	257.6	251.0
54°	9350.4	1992.0	410.8	303.2	260.8	270.6	267.4	251.0	218.4	198.9	189.1
55°	9539.5	2001.7	394.5	286.9	247.8	251.0	254.3	221.7	179.3	159.8	153.2
57.5°	9911.2	1979.0	355.4	251.0	218.4	205.4	202.2	146.7	97.8	84.8	78.2
60°	9725.3	1786.6	322.8	215.2	185.9	166.3	136.9	81.5	48.9	35.8	35.8
62.5°	8995.0	1516.0	286.9	176.0	153.2	127.2	71.7	45.7	22.8	13.0	9.8
65°	8046.3	1274.8	257.6	140.2	120.6	81.5	39.1	29.4	9.8	0.0	0.0
67.5°	5982.5	945.5	218.4	110.8	91.2	52.1	26.1	16.3	3.3	0.0	0.0
70°	2771.2	577.1	185.9	84.8	65.2	39.1	19.6	9.8	0.0	0.0	0.0
72.5°	795.5	361.9	153.2	62.0	45.7	32.6	16.3	6.6	3.3	0.0	0.0
75°	277.1	290.1	114.1	45.7	35.8	22.8	13.0	6.6	3.3	0.0	0.0
77.5°	166.3	234.7	71.7	39.1	29.4	19.6	13.0	6.6	3.3	3.3	0.0
80°	94.5	156.5	45.7	32.6	26.1	16.3	9.8	6.6	3.3	3.3	0.0
82.5°	52.1	75.0	35.8	29.4	22.8	16.3	9.8	6.6	3.3	3.3	3.3
85°	42.4	39.1	29.4	26.1	19.6	13.0	9.8	3.3	0.0	0.0	0.0
87.5°	32.6	26.1	26.1	26.1	19.6	13.0	9.8	3.3	0.0	0.0	0.0
90°	0.0	0.0	0.0	0.0	0.0	0.0	0.0	0.0	0.0	0.0	0.0

(END OF REPORT)